



**Stantec**

**Indian and Northern Affairs  
Canada – BC Region**

**Assessment Studies of Water and  
Wastewater Systems and Associated Water  
Management Practices at First Nation  
Communities**

**Canoe Creek First Nation**

Prepared by:

Stantec Consulting Ltd.  
1007 – 7445 – 132<sup>ND</sup> Street  
Surrey, BC Canada V3W 1J8

Phone: (604) 597-0422

December 19, 2001  
1-17-40600

**APPENDIX B**  
**Water Testing Results**

Community :: CANOE CREEK

Sampling Year :: 1999

DATE	LOCATION	GB	TC	FC
03/02/99	School	2	0	0
03/02/99		3000	0	0
03/02/99		0	0	0
03/02/99		62	0	0
03/02/99	<b>s.19(1)</b>	0	0	0
03/02/99		8	0	0
03/02/99		376	0	0
03/02/99		538	52	0
06/03/99	School	6	0	0
06/03/99		0	0	0
06/03/99		884	0	0
06/03/99	<b>s.19(1)</b>	110	30	0
06/03/99		2	0	0
06/03/99		298	0	0
06/03/99	Wellhead	18	0	0
06/03/99		1849	0	0
07/06/99		6968	36	0
07/06/99		80	0	0
07/06/99	<b>s.19(1)</b>	438	0	0
07/06/99		456	0	0
07/06/99		3000	0	0
07/20/99		0	0	0
07/20/99		32	0	0

07/20/99			80	0	0
07/20/99			1742	0	0
07/20/99			0	0	0
07/20/99			1018	0	0
08/03/99		<b>s.19(1)</b>	2814	0	0
08/03/99			0	0	0
08/03/99			0	0	0
08/03/99			536	0	0
08/23/99	Medical Center		0	0	0
08/23/99			8844	0	0
08/23/99		<b>s.19(1)</b>	2439	0	0
08/23/99			2278	140	0
08/23/99			1528	0	0
09/22/99	School		0	0	0
09/22/99			70	0	0
09/22/99			0	0	0
09/22/99		<b>s.19(1)</b>	102	0	0
09/22/99			264	28	0
11/01/99	School		830	0	0
11/01/99	Medical Center		0	0	0
11/01/99			118	0	0
11/01/99			34	0	0
11/01/99			1447	0	0
11/01/99			4	0	0
11/01/99		<b>s.19(1)</b>	644	98	2
11/01/99			2	0	0
11/01/99			28	0	0
11/01/99			0	0	0

11/17/99	School	0	0	0
11/17/99	Day Care	24	0	0
11/17/99		2	0	0
11/17/99		0	0	0
11/17/99		8	0	0
11/17/99	<b>s.19(1)</b>	3216	108	4
11/17/99		0	0	0
11/17/99		2	0	0
11/17/99		122	0	0
11/17/99		156	0	0
12/07/99	Day Care	4	0	0
12/07/99	Medical Center	0	0	0
12/07/99		0	0	0
12/07/99		0	0	0
12/07/99		34	0	0
12/07/99	<b>s.19(1)</b>	0	0	0
12/07/99		28	12	0
12/07/99		264	0	0
12/07/99		0	0	0
12/07/99		18	0	0

Community :: CANOE CREEK

Sampling Year :: 2000

DATE	LOCATION	GB	TC	FC
01/26/00	Day Care	30	0	0
01/26/00	R Seymour School	2	0	0
01/26/00		4	0	0
01/26/00	<b>s.19(1)</b>	3000	0	0
01/26/00		3000	52	2
01/26/00	Health Center	778	0	0
01/26/00		0	0	0
01/26/00	<b>s.19(1)</b>	10	0	0
02/10/00	Main Water Tank	4	0	0
02/10/00		2	0	0
02/10/00	<b>s.19(1)</b>	590	110	0
02/10/00	R Seymour School	0	0	0
02/10/00	<b>s.19(1)</b>	0	0	0
02/10/00	Day Care	2	0	0
02/22/00	Main	0	0	0
02/22/00	Day Care	0	0	0
02/22/00		0	0	0
02/22/00		0	0	0
02/22/00	<b>s.19(1)</b>	0	0	0
02/22/00		0	0	0
02/22/00		120	24	0
03/08/00	Medical Center	164	0	0
03/08/00	Daycare	0	0	0

03/08/00	Rosie Seymour School	0	0	0
03/08/00		0	0	0
03/08/00		0	0	0
03/08/00		0	0	0
03/08/00		0	0	0
03/08/00		<b>s.19(1)</b>	0	0
03/08/00		30	26	0
03/08/00		0	0	0
03/08/00		10	6	0
03/08/00	Canoe Creek Well	0	0	0
03/20/00	Health Center	6	0	0
03/20/00		16	0	0
03/20/00		0	0	0
03/20/00		0	0	0
03/20/00		0	0	0
03/20/00		0	0	0
03/20/00		<b>s.19(1)</b>	276	0
03/20/00		402	0	0
03/20/00		128	22	0
03/20/00		0	0	0
03/20/00		2	0	0
04/06/00	R Seymour School	32	0	0
04/06/00		6	0	0
04/06/00		<b>s.19(1)</b>	0	0
04/06/00		358	54	0
04/06/00		0	0	0
04/06/00	Day Care	0	0	0
04/06/00	Loretta Billy	0	0	0

04/06/00		<b>s.19(1)</b>	22	0	0
04/06/00			0	0	0
04/26/00	Daycare		0	0	0
04/26/00	Medical Center		0	0	0
04/26/00	R Seymour School		0	0	0
04/26/00			62	0	0
04/26/00			46	0	0
04/26/00		<b>s.19(1)</b>	0	0	0
04/26/00			402	50	0
04/26/00			0	0	0
04/26/00			0	0	0
05/11/00			2	0	0
05/11/00			2	0	0
05/11/00	R Seymour School		0	0	0
05/11/00		<b>s.19(1)</b>	6	0	0
05/11/00	Day Care		0	0	0
05/11/00		<b>s.19(1)</b>	0	0	0
05/11/00			4	8	0
05/11/00	Health Center		2	0	0
05/11/00		<b>s.19(1)</b>	0	34	0
05/24/00	Main Well		0	0	0
05/24/00			0	0	0
05/24/00			0	0	0
05/24/00			14	0	0
05/24/00		<b>s.19(1)</b>	0	0	0
05/24/00			2	0	0
05/24/00			4	0	0
05/24/00			830	62	0

05/24/00			618	136	0
07/06/00			10	0	0
07/06/00		<b>9(1)</b>	0	0	0
07/06/00			1098	120	0
07/06/00			32	0	0
07/06/00			964	0	0
07/20/00	Main Tank		0	0	0
07/20/00	Day Care Center		10	0	0
07/20/00			0	0	0
07/20/00			0	0	0
07/20/00			0	0	0
07/20/00			198	0	0
07/20/00			48	0	0
07/20/00		<b>s.19(1)</b>	388	0	0
07/20/00			0	0	0
08/17/00			16	0	0
08/17/00			0	0	0
08/17/00			2	0	0
08/17/00			0	0	0
08/17/00			0	0	0
08/17/00			0	0	0
08/17/00			16	0	0
08/17/00			8	0	0
08/17/00			78	2	0
08/17/00	Day Care		0	0	0
08/17/00			0	0	0
08/17/00		<b>s.19(1)</b>	82	0	0
08/17/00			0	0	0

08/03/00	<b>s.19(1)</b>	28	0	0
08/03/00	Day Care	0	0	0
08/03/00	<b>s.19(1)</b>	3484	36	4
08/03/00	Community Well	64	0	0
08/03/00		0	4	0
08/03/00		264	0	0
08/03/00		0	0	0
08/03/00		14	0	0
08/03/00		0	0	0
08/30/00	<b>s.19(1)</b>	2	0	0
08/30/00		134	2	0
08/30/00		0	0	0
08/30/00		3000	186	0
08/30/00		0	0	0
09/13/00	R Seymour School	4	0	0
09/13/00		0	0	0
09/13/00		46	0	0
09/13/00		836	112	0
09/13/00		830	0	0
09/13/00	<b>s.19(1)</b>	10	0	0
09/28/00		768	110	16
09/28/00		570	190	0
09/28/00		2	0	0
09/28/00		16	0	0
09/28/00	Day Care	104	0	0
09/28/00	Community System	128	0	0
10/12/00	R Seymour School	590	0	0
10/12/00	<b>s.19(1)</b>	1314	0	0



















10/12/00		<b>s.19(1)</b>	28	0	0
10/12/00	Main Well		4154	0	0
10/12/00			0	0	0
10/12/00			4	0	0
10/12/00			2144	202	0
10/12/00		<b>s.19(1)</b>	214	50	0
10/12/00			2	0	0
10/12/00			1232	0	0
11/02/00			0	0	0
11/02/00			790	0	0
11/02/00			0	0	0
11/02/00	Day Care		0	0	0
11/02/00		<b>s.19(1)</b>	0	0	0
11/02/00	Main Well		544	0	0
11/02/00			0	0	0
11/02/00		<b>s.19(1)</b>	422	98	0
11/02/00			0	0	0
11/02/00	R Seymour School		0	0	0
11/14/00	Health Center		6	0	0
11/14/00	R Seymour School		0	0	0
11/14/00	Day Care		0	0	0
11/14/00		<b>s.19(1)</b>	0	0	0
11/14/00	House # 2		0	0	0
11/14/00		<b>s.19(1)</b>	0	0	0
11/23/00	R Seymour School		0	0	0
11/23/00			0	0	0
11/23/00		<b>s.19(1)</b>	0	0	0
11/23/00			0	0	0






















11/23/00		2	0	0
11/23/00		0	0	0
11/23/00	<b>s.19(1)</b>	0	0	0
11/23/00		104	74	0
12/07/00	R Seymour School	0	0	0
12/08/00	Day Care	0	0	0
12/08/00		0	0	0
12/08/00		0	0	0
12/08/00		72	0	0
12/08/00		2	0	0
12/08/00	<b>s.19(1)</b>	428	0	0
12/08/00		522	152	0
12/08/00		0	0	0
12/08/00		0	0	0
12/20/00	Health Station	5092	0	0
12/20/00		164	0	0
12/20/00		220	0	0
12/20/00		34	0	0
12/20/00	<b>s.19(1)</b>	42	4	2
12/20/00		28	0	0
12/20/00		0	0	0
12/20/00		0	0	0
12/20/00		0	0	0

Community :: CANOE CREEK

Sampling Year :: 2001

DATE	LOCATION	GB	TC	FC
01/11/01		1059	0	0
01/11/01		1200	0	0
01/11/01		0	0	0
01/11/01	<b>s.19(1)</b>	0	0	0
01/11/01		0	0	0
01/11/01		0	0	0
01/11/01		4	0	0
01/24/01	Band Office	0	0	0
01/24/01	R Seymour School	0	0	0
01/25/01	<b>s.19(1)</b>	14	0	0
01/25/01	Medical Center	24	2	0
01/25/01	Day Care	0	0	0
01/25/01		12	0	0
01/25/01		0	0	0
01/25/01	<b>s.19(1)</b>	2	0	0
01/25/01		0	0	0
01/25/01		30	0	0
01/25/01		6	0	0
02/22/01	Day Care	0	0	0
02/22/01	R Seymour School	0	0	0
02/22/01		0	0	0
02/22/01	<b>s.19(1)</b>	0	0	0
02/22/01		2	0	0

02/22/01	Medical Center	6	0	0
03/30/01	R Seymour School	0	0	0
03/30/01	 s.19(1)	2	0	0
03/30/01		34	6	0
03/30/01	Medical Center	334	0	0
03/30/01	Day Care	0	0	0
03/30/01		0	0	0
03/30/01	 s.19(1)	4	0	0
04/11/01		1	0	0
04/11/01	Day Care	0	0	0
04/11/01		0	0	0
04/11/01	 s.19(1)	10	0	0
04/11/01		4	0	0
04/11/01	R Seymour School	4	0	0
04/26/01	Day Care	2	0	0
04/26/01		44	0	0
04/26/01	 s.19(1)	24	0	0
04/26/01		0	0	0
04/26/01	Medical Center	0	0	0
04/26/01		0	0	0
04/26/01	 s.19(1)	18	0	0
04/26/01		56	60	0
05/10/01		6	0	0
05/10/01	HeadStart	0	0	0
05/10/01	 s.19(1)	10	0	0
05/10/01		0	0	0
05/10/01	R Seymour School	0	0	0
05/10/01	 s.19(1)	0	0	0

05/24/01	Gym	32	0	0
05/24/01	Day Care	0	0	0
05/24/01	 <b>s.19(1)</b>	2	0	0
05/24/01		6	0	0
05/24/01	Medical Center	8	0	0
05/24/01	 <b>s.19(1)</b>	10	0	0
06/07/01		22	0	0
06/07/01	Gym	162	0	0
06/07/01	Medical Center	4	0	0
06/07/01		24	0	0
06/07/01	 <b>s.19(1)</b>	28	0	0
06/07/01		0	0	0
06/07/01		88	0	0
06/07/01	Day Care	0	0	0
06/07/01	 <b>s.19(1)</b>	1286	32	4
06/21/01	Day Care	0	0	0
06/21/01		2	8	0
06/21/01		0	0	0
06/21/01		0	0	0
06/21/01	 <b>s.19(1)</b>	44	6	0
06/21/01		0	0	0
06/21/01		0	0	0
06/21/01		0	0	0
06/21/01		0	0	0
07/05/01		4	4	0
07/05/01		844	0	0
07/05/01	Day Care	2	0	0
07/05/01	 <b>s.19(1)</b>	0	0	0
07/05/01		0	0	0

07/05/01			0	0	0
07/05/01			2	0	0
07/05/01		<b>s.19(1)</b>	0	0	0
07/17/01			0	0	0
07/17/01			0	0	0
07/17/01	Medical Center		0	0	0
07/17/01	Day Care		14	2	0
07/17/01			0	0	0
07/17/01			3000	0	0
07/17/01		<b>s.19(1)</b>	54	0	0
07/17/01			0	0	0
08/16/01			92	0	0
08/16/01			0	0	0
08/16/01	Medical Center		24	0	0
08/16/01		<b>s.19(1)</b>	0	0	0
08/16/01			1640	80	0
08/16/01			36	4	0
08/21/01	Health Center		6	4	0
08/21/01			0	0	0
08/21/01			8	0	0
08/21/01			0	0	0
08/27/01			0	0	0
08/27/01		<b>s.19(1)</b>	92	0	0
08/27/01			0	0	0
08/27/01			1230	6	0
08/27/01			0	0	0
08/27/01			3000	0	0
09/17/01	Health Center		2	0	0





ANALYTICAL SERVICES

28-Aug-01  
Page 2 of 8

ANALYTICAL REPORT

Client : HEALTH CANADA  
Project : -  
Sampling site :  
Submitted by : PATTI JOYCE

Philip ID : 11050778      11050779      11050780  
Client ID : CANOE      DOG CREEK      LOUIE HOUS  
CREEK CS      HC      E IR8CANOE

Sparcode	Parameter	Unit	MDL	CDWG			
PHYSICAL							
00041220	pH	pH units	0.1	6.5-8.5	7.8	7.9	7.9
00021300	Color True	Col.Unit	5	15	< 5	< 5	5
00111160	Specific Conductance	uS/cm	1	---	820	877	1010
SCCACALC	Computed Conductance	uS/cm		---	1010	1040	1180
CCPDCALC	Conductance % Diff.	%		---	21.0	17.4	15.3
007H1035	Residue Filterable 1.0u (TDS)	mg/L	10	500	498	530	602
CTDSCALC	Computed TDS	mg/L		---	505	519	589
TDSRCALC	TDS % Diff.	%		---	1.5	-2.1	-2.2
00151140	Turbidity	NTU	0.10	1.0	0.88	0.78	0.75
0107CALC	Hardness Total -T	mg/L		500	465	479	484
GENERAL INORGANICS							
01011211	Alkalinity Phen. 8.3 as CaCO3	mg/L	1	---	< 1	< 1	< 1
01021210	Alkalinity Total as CaCO3	mg/L	1	---	385	408	588
CO3-CALC	Carbonate as CO3=	mg/L		---	< 0.5	< 0.5	< 0.5
HCO3CALC	Bicarbonate as HCO3-	mg/L		---	469	497	717
OH--CALC	Hydroxide as OH-	mg/L		---	< 0.5	< 0.5	< 0.5
ANIONS							
11041334	Chloride Dissolved	mg/L	1.0	< 250	1.5	1.2	2.3
11061341	Fluoride Dissolved	mg/L	0.10	1.5	0.25	0.19	0.25
IonBCALC	Ion Balance	%		---	3.6	2.6	1.6
AnnsCALC	Total Anions	meq/L		---	9.89	10.36	12.42
CtnsCALC	Total Cations	meq/L		---	10.62	10.92	12.82
LangCALC	Langelier Index	pH units		---	0.7	0.7	0.6
pHSACALC	Saturation pH	pH units		---	7.1	7.2	7.3
NITROGEN							
1110CALC	Nitrate Nitrogen Dissolved (N)	mg/L		10.0	0.44	0.67	0.05
11091350	Nitrate+Nitrite (N)	mg/L	0.02	10.0	0.44	0.67	0.05
11111354	Nitrite Nitrogen (N)	mg/L	0.005	1.0	< 0.005	< 0.005	< 0.005

Matrix : Water      Water      Water  
Sampled on: 01/08/21 11:15      01/08/21 10:00      01/08/21 01:30

CONTINUED on page 3



ANALYTICAL SERVICES

28-Aug-01  
Page 3 of 8

ANALYTICAL REPORT

Client : HEALTH CANADA  
Project : -  
Sampling site :  
Submitted by : PATTI JOYCE

Philip ID :	11050778	11050779	11050780
Client ID :	CANOE CREEK CS	DOG CREEK HC	LOUIE HOUS E IR8CANOE

Sparcode	Parameter	Unit	MDL	CDWG			
SULFATE							
11211405	Sulfate	mg/L	1.0	< 500	101	101	28.1
METALS TOTAL							
Al-T0031	Aluminum	mg/L	0.02	---	< 0.02	< 0.02	< 0.02
As-TMS31	Arsenic	mg/L	0.001	0.025	< 0.001	0.002	0.001
Ba-T0031	Barium	mg/L	0.001	1.0	0.008	0.009	0.006
B--T0031	Boron	mg/L	0.008	5.0	0.009	0.028	0.009
Cd-TMS31	Cadmium	mg/L	0.0001	0.005	< 0.0001	< 0.0001	< 0.0001
Ca-T0031	Calcium	mg/L	0.05	---	62.5	51.7	29.9
Cr-T0031	Chromium	mg/L	0.002	0.05	< 0.002	< 0.002	< 0.002
Cu-T0031	Copper	mg/L	0.001	1.0	0.067	0.273	0.022
Fe-T0031	Iron	mg/L	0.005	0.3	0.090	< 0.005	0.084
Pb-TMS31	Lead	mg/L	0.001	0.01	0.001	0.002	< 0.001
Mg-T0031	Magnesium	mg/L	0.05	---	74.9	85.0	99.4
Mn-T0031	Manganese	mg/L	0.001	0.05	0.002	< 0.001	0.008
Hg-T0310	Mercury	mg/L	0.00005	0.001	< 0.00005	< 0.00005	< 0.00005
K__T0031	Potassium	mg/L	0.4	---	4.0	4.2	8.8
Se-TMS31	Selenium	mg/L	0.001	0.01	0.003	0.009	< 0.001
Na-T0031	Sodium	mg/L	0.010	200	28.3	28.1	67.2
U--TLLMS	Uranium	mg/L	0.00001	0.1	0.00157	0.00176	0.00223
Zn-T0031	Zinc	mg/L	0.002	5.0	0.099	0.018	< 0.002

Matrix :	Water	Water	Water
Sampled on:	01/08/21 11:15	01/08/21 10:00	01/08/21 01:30

Community :: DOG CREEK

Sampling Year :: 1999

DATE	LOCATION	GB	TC	FC
01/07/99	House # E6	0	0	0
01/07/99		14	0	0
01/07/99		9916	0	0
01/07/99	<b>s.19(1)</b>	3806	0	0
01/07/99		4181	0	0
01/21/99	Main Well	24	0	0
01/21/99		30	0	0
01/21/99		12	0	0
01/21/99		3000	112	0
01/21/99		3000	0	0
01/21/99		1715	0	0
01/21/99	<b>s.19(1)</b>	3000	4	0
01/21/99		8	0	0
02/03/99		0	0	0
02/03/99		2	0	0
02/03/99		0	0	0
02/03/99		3000	0	0
02/03/99	Band Office	0	0	0
02/03/99	Main Well	0	0	0
03/31/99		0	0	0
03/31/99	<b>s.19(1)</b>	36	0	0
03/31/99		0	0	0
03/31/99		4	0	0

03/31/99			3000	0	0
03/31/99		<b>s.19(1)</b>	0	0	0
03/31/99			0	0	0
04/28/99	Band Office		0	0	0
04/28/99			3000	0	0
04/28/99			0	0	0
04/28/99		<b>s.19(1)</b>	0	0	0
04/28/99			0	0	0
04/28/99			238	0	0
06/03/99	Community Well		0	0	0
06/03/99	Band Office		4	0	0
06/03/99			3966	0	0
06/03/99			0	0	0
06/03/99			10	0	0
06/03/99		<b>s.19(1)</b>	0	0	0
06/03/99			3000	0	0
06/03/99			962	0	0
06/17/99	Band Office		4	0	0
06/17/99			0	0	0
06/17/99			0	0	0
06/17/99		<b>s.19(1)</b>	23852	0	0
06/17/99			724	0	0
06/17/99			13186	0	0
06/17/99			4	0	0
06/17/99			3538	0	0
07/06/99	Main Well		10	0	0
07/06/99		<b>s.19(1)</b>	16	0	0
07/06/99			528	0	0

07/06/99		<b>s.19(1)</b>	3109	0	0
07/06/99			6	0	0
07/20/99	Main Well		0	0	0
07/20/99			0	0	0
07/20/99			22	0	0
07/20/99		<b>s.19(1)</b>	102	0	0
07/20/99			3000	0	0
07/20/99			0	0	0
07/20/99			0	0	0
08/03/99	Main Well		12	0	0
08/03/99	Sargent Well		0	0	0
08/03/99			14	0	0
08/03/99			3000	0	0
08/03/99			42	2	0
08/03/99			0	0	0
08/03/99			170	0	0
08/23/99			568	0	0
08/23/99		<b>s.19(1)</b>	2	0	0
08/23/99			20	0	0
08/23/99			532	4	0
08/23/99			3000	0	0
08/23/99			536	0	0
09/09/99			112	0	0
09/09/99			0	0	0
09/09/99			40	0	0
09/09/99			258	0	0
09/09/99			0	0	0
09/09/99			3000	0	0

09/09/99		<b>s.19(1)</b>	160	0	0
10/07/99	Main Well		4	0	0
10/07/99	Band Office		0	0	0
10/07/99	Main Reservoir		1850	0	0
10/07/99			1098	0	0
10/07/99			22	0	0
10/07/99		<b>s.19(1)</b>	Ø Entc	3000	0
10/07/99			0	0	0
10/07/99			3000	0	0
10/07/99			544	0	0
10/07/99			264	0	0
10/21/99	Main Well		0	0	0
10/21/99	Band Office		0	0	0
10/21/99			2	0	0
10/21/99			1330	2	0
10/21/99		<b>s.19(1)</b>	62	8	0
10/21/99			266	0	0
10/21/99			3192	0	0
10/21/99			0	0	0
12/07/99	Band Office		0	0	0
12/07/99	Community Well		4	0	0
12/07/99	Community Centre		0	0	0
12/07/99	Phillip Camille		0	0	0
12/07/99			42	0	0
12/07/99			12	2	0
12/07/99		<b>s.19(1)</b>	0	0	0
12/07/99			14	0	0
12/07/99			0	0	0



Community :: DOG CREEK

Sampling Year :: 2000

DATE	LOCATION	GB	TC	FC
01/26/00	Main Well	0	0	0
01/26/00		0	0	0
01/26/00		26	0	0
01/26/00		4	0	0
01/26/00	s.19(1)	0	0	0
01/26/00		3000	0	0
01/26/00		10	0	0
01/26/00		0	0	0
02/09/00		2	0	0
02/09/00	Main Well	0	0	0
02/09/00	s.19(1)	0	0	0
02/09/00	Band Office	0	0	0
02/09/00		4	0	0
02/09/00		3002	0	0
02/09/00		6164	0	0
02/09/00		8	0	0
02/09/00	s.19(1)	0	0	0
02/09/00		2	0	0
02/22/00			3000	0
02/22/00		0	0	0
02/22/00		0	0	0
02/22/00		0	0	0
02/22/00		1876	24	0

02/22/00		<b>s.19(1)</b>	0	0	0
03/08/00	Main Well		50	0	0
03/08/00			12060	0	0
03/08/00			0	0	0
03/08/00			0	0	0
03/08/00		<b>s.19(1)</b>	0	0	0
03/08/00			16	0	0
03/08/00			0	0	0
03/20/00	Water Pump		0	0	0
03/20/00			0	0	0
03/20/00			160	10	0
03/20/00		<b>s.19(1)</b>	128640	0	
03/20/00			0	0	0
03/20/00			0	0	0
03/20/00			0	0	0
04/06/00	Community Well		0	0	0
04/06/00			0	0	0
04/06/00			0	0	0
04/06/00		<b>s.19(1)</b>	0	0	0
04/06/00			830	0	0
04/06/00			3806	0	0
04/06/00			0	0	0
04/06/00			0	0	0
05/11/00			0	0	0
05/11/00				3000	0
05/11/00			0	0	0
05/11/00	Pumphouse		0	0	0
05/11/00		<b>s.19(1)</b>	0	0	0

05/11/00		3000	0	0
05/11/00		<b>s.19(1)</b>	0	0
05/25/00		0	0	0
05/25/00	Band Office	0	0	0
05/25/00		0	0	0
05/25/00		0	0	0
05/25/00		0	0	0
05/25/00		<b>s.19(1)</b>	60	0
05/25/00		0	0	0
05/25/00		0	0	0
05/25/00		10	0	0
05/25/00		0	0	0
06/12/00		38	10	6
06/12/00		3000	0	0
06/12/00		0	0	0
06/12/00		0	0	0
06/12/00		938	0	0
07/06/00	Reservoir - Main Well	3000	0	0
07/06/00	Main Well	0	0	0
07/06/00	Band Office	16	0	0
07/06/00		0	0	0
07/06/00		<b>s.19(1)</b>	0	0
07/06/00		10	0	0
07/20/00	Band Office	764	0	0
07/20/00		4	0	0
07/20/00		<b>s.19(1)</b>	2622	0
07/20/00		68	0	0
07/20/00		0	0	0

07/20/00			3000	0	0
08/03/00			6	0	0
08/03/00		<b>s.19(1)</b>	4	0	0
08/03/00			6	0	0
08/03/00	Band Office		0	0	0
08/03/00	Main Well		0	0	0
08/03/00	Main Reservoir		911	0	0
08/30/00			44	0	0
08/30/00		<b>s.19(1)</b>	0	0	0
08/30/00			3000	0	0
08/30/00			3000	0	0
08/30/00	Band Office		0	0	0
08/30/00			504	0	0
08/30/00			0	0	0
08/30/00			3000	20	2
08/30/00		<b>s.19(1)</b>	16	6	0
08/17/00			0	0	0
08/17/00			0	0	0
08/17/00			0	0	0
09/13/00	School Well		6	0	0
09/13/00	Band Office		0	0	0
09/13/00			0	0	0
09/13/00			12060	0	0
09/13/00		<b>s.19(1)</b>	0	0	0
09/13/00			0	00	0
09/13/00			0	0	0
09/28/00	Main Well		0	0	0
09/28/00		<b>s.19(1)</b>	190	0	0

07/20/00		3000	0	0
08/03/00		6	0	0
08/03/00		(1)	4	0
08/03/00		6	0	0
08/03/00	Band Office	0	0	0
08/03/00	Main Well	0	0	0
08/03/00	Main Reservoir	911	0	0
08/30/00		44	0	0
08/30/00		0	0	0
08/30/00		s.19(1)	3000	0
08/30/00		3000	0	0
08/30/00	Band Office	0	0	0
08/30/00		504	0	0
08/30/00		0	0	0
08/30/00		s.19(1)	3000	20
08/30/00		16	6	0
08/17/00		0	0	0
08/17/00		0	0	0
08/17/00		0	0	0
09/13/00	School Well	6	0	0
09/13/00	Band Office	0	0	0
09/13/00		0	0	0
09/13/00		12060	0	0
09/13/00		s.19(1)	0	0
09/13/00		0	0	0
09/13/00		0	0	0
09/13/00		0	0	0
09/28/00	Main Well	0	0	0
09/28/00		s.19(1)	190	0

09/28/00			38	0	0
09/28/00		<b>s.19(1)</b>	3000	0	0
11/23/00	Band Office		0	0	0
11/23/00	Elementary School (Private Well)		0	0	0
11/23/00	Health Center		0	0	0
11/23/00			0	0	0
11/23/00			32	0	0
11/23/00		<b>s.19(1)</b>	5628	158	0
11/23/00			86	0	0
11/23/00			40	0	0
12/07/00	Community Well		0	0	0
12/07/00	Band Office		0	0	0
12/07/00	Elementary School (Private Well)		0	0	0
12/07/00			0	0	0
12/07/00		<b>s.19(1)</b>	0	0	0
12/07/00			44	0	0
12/20/00	Band Office		4	0	0
12/20/00	School (Private Well)		0	0	0
12/20/00			0	0	0
12/20/00		<b>s.19(1)</b>	0	0	0
12/20/00			112	0	0
12/20/00			4	0	0

Table 1.3  
Dog Creek IR 1 Chemical Analysis  
of Waterwells

Analysis	Well #2 150 mm TW 96-01 Nov/97	Well #1 200 mm TW96-02 June/96	Canadian Standards 6th Edition	
			MAC	AO
<u>Physical Tests</u>				
pH	8.11	7.98	----	6.5 - 8.5
Conductivity (Micromhos/cm)	799	864	----	----
Colour (TCU)	<5	<5	----	15
Turbidity (NTU)	0.55	0.45	1	5
Hardness	410	418	----	200
<u>Solids</u>				
Total Dissolved Solids	524	561	----	500
<u>Dissolved Ions (mg/l)</u>				
Alkalinity	399	434	----	----
Chloride	0.1	0.6	----	250
Fluoride	0.3	0.2	1.5	1.0
Nitrogen, NO <sub>2</sub> + NO <sub>3</sub>	----	----	----	----
Nitrogen, Nitrate	0.09	0.54	10	.001
Nitrogen, Nitrite	<0.003	<0.003	3.2	.001
Sulfate (SO <sub>4</sub> )	41	52	----	500
Sulfide	----	----	----	0.05
<u>Total Metals (mg/l)</u>				
Arsenic	<0.001	<0.001	.025	----
Calcium	50.2	46.4	----	----
Iron	0.11	0.11	----	0.30
Manganese	0.002	0.007	----	0.05
Magnesium	69.2	75.1	----	----
Sodium	21.3	29.1	----	200
Lead	0.001	0.001	.01	----
Potassium	3.89	4.06	----	----
<u>Micro Biological</u>				
Total Coliforms	<1	<1	<1	<1
Fecal Coliforms	<1	<1	<1	<1
<u>Radiological (Bq/l)</u>				
Gross Alpha	<0.1	<0.1	0.1	----
Gross Beta	<0.1	<1.0	1.0	----

F:\11517\REPORT\Chemical.123

004374

Community :: DOG CREEK

Sampling Year :: 2001

DATE	LOCATION	GB	TC	FC
01/11/01	Band Office	2	0	0
01/11/01		0	0	0
01/11/01		0	0	0
01/11/01	<b>s.19(1)</b>	858	0	0
01/11/01		1903	0	0
01/11/01		830	0	0
01/24/01	Health Station	8	0	0
01/24/01	School	0	0	0
01/24/01	Reservoir	0	0	0
02/22/01	Reservoir	0	0	0
02/22/01	Band Office	0	0	0
02/22/01	School	0	0	0
02/22/01	Health Station	0	0	0
02/22/01	<b>s.19(1)</b>	2	0	0
03/29/01	School	2	0	0
03/29/01	Band Office	16	0	0
03/29/01		0	0	0
03/29/01	<b>s.19(1)</b>	0	0	0
03/29/01		0	0	0
04/11/01	Reservoir	0	0	0
04/11/01	<b>s.19(1)</b>	2	0	0
04/11/01	Band Office	0	0	0
04/11/01	Dog Creek School	0	0	0

04/11/01			24	0	0
04/11/01		<b>s.19(1)</b>	2	0	0
04/26/01			3000	0	0
04/26/01			10	0	0
04/26/01	Band Office		3000	0	0
04/26/01	School (Private Well)		0	0	0
05/10/01		<b>s.19(1)</b>	20	0	0
05/10/01	Band Office		7397	0	0
05/10/01	Health Station		0	0	0
05/10/01	School (Private Well)		4	0	0
05/24/01	Store		936	0	0
05/24/01		<b>s.19(1)</b>	3000	0	0
05/24/01			2948	0	0
05/24/01	School (Private Well)		0	0	0
05/31/01	House # 26		0	0	0
05/31/01	House # 38		0	0	0
05/31/01	House # 6		2	0	0
05/31/01	Band Office		0	0	0
06/07/01	School (Private Well)		0	0	0
06/07/01	Health Station		0	0	0
06/07/01			42	0	0
06/07/01		<b>s.19(1)</b>	0	0	0
06/07/01			2466	0	0
06/07/01			0	0	0
06/07/01	Band Office		0	0	0
06/21/01		<b>s.19(1)</b>	0	0	0
06/21/01	Band Office		42	0	0
06/21/01		<b>s.19(1)</b>	402	0	0

06/21/01		s.19(1)	2	0	0
06/21/01	Health Station		12	0	0
06/21/01	School (Private Well)		334	0	0
06/21/01		s.19(1)	418	0	0
06/21/01			4	0	0
07/05/01	Health Station		2	0	0
07/05/01			88	0	0
07/05/01		s.19(1)	990	36	0
07/05/01			0	0	0
07/05/01	Band Office		0	0	0
07/05/01			0	0	0
07/05/01			428	0	0
07/17/01		s.19(1)	0	0	0
07/17/01			0	0	0
07/17/01	Band Office		0	0	0
07/17/01		s.19(1)	32	0	0
07/17/01			278	0	0
07/17/01	Health Station		0	0	0
08/01/01	Health Station		0	2	0
08/01/01			0	0	0
08/01/01		s.19(1)	26	0	0
08/01/01			3000	0	0
08/01/01			8	0	0
08/01/01	Health Center		0	0	0
08/15/01		s.19(1)	4	0	0
08/15/01	Health Station		0	0	0
08/15/01		s.19(1)	0	0	0
08/15/01			168	0	0





ANALYTICAL SERVICES

28-Aug-01  
Page 3 of 8

ANALYTICAL REPORT

Client : HEALTH CANADA  
Project : -  
Sampling site :  
Submitted by : PATTI JOYCE

Phillp ID : 11050778      11050779      11050780  
Client ID : CANOE      DOG CREEK      LOUIE HOI  
                 CREEK CS      HC      E IR&CANC

Sparcode	Parameter	Unit	MDL	CDWG			
SULFATE							
11211405	Sulfate	mg/L	1.0	< 500	101	101	28.1
METALS TOTAL							
Al-T0031	Aluminum	mg/L	0.02	--	< 0.02	< 0.02	< 0.02
As-TMS31	Arsenic	mg/L	0.001	0.025	< 0.001	0.002	0.001
Ba-T0031	Barium	mg/L	0.001	1.0	0.008	0.009	0.006
B--T0031	Boron	mg/L	0.008	5.0	0.009	0.028	0.009
Cd-TMS31	Cadmium	mg/L	0.0001	0.005	< 0.0001	< 0.0001	< 0.0001
Ca-T0031	Calcium	mg/L	0.05	--	62.5	51.7	29.9
Cr-T0031	Chromium	mg/L	0.002	0.05	< 0.002	< 0.002	< 0.002
Cu-T0031	Copper	mg/L	0.001	1.0	0.067	0.273	0.022
Fe-T0031	Iron	mg/L	0.005	0.3	0.090	< 0.005	0.084
Pb-TMS31	Lead	mg/L	0.001	0.01	0.001	0.002	< 0.001
Mg-T0031	Magnesium	mg/L	0.05	--	74.9	85.0	99.4
Mn-T0031	Manganese	mg/L	0.001	0.05	0.002	< 0.001	0.008
Hg-T0310	Mercury	mg/L	0.00005	0.001	< 0.00005	< 0.00005	< 0.00005
K_ T0031	Potassium	mg/L	0.4	--	4.0	4.2	8.8
Se-TMS31	Selenium	mg/L	0.001	0.01	0.003	0.009	< 0.001
Na-T0031	Sodium	mg/L	0.010	200	28.3	28.1	67.2
U--TLLMS	Uranium	mg/L	0.00001	0.1	0.00157	0.00176	0.00223
Zn-T0031	Zinc	mg/L	0.002	5.0	0.099	0.018	< 0.002

Matrix : Water      Water      Water  
Sampled on: 01/08/21 11:15      01/08/21 10:00      01/08/21 01:



ANALYTICAL SERVICES

28-Aug-01  
Page 2 of 8

ANALYTICAL REPORT

Client : HEALTH CANADA  
Project :  
Sampling site :  
Submitted by : PATTI JOYCE

Phillp ID :	11050778	11050779	11050780
Client ID :	CANOE CREEK CS	DOG CREEK HC	LOUTE HOUS E IR8CANOE

Sparcode	Parameter	Unit	MDL	CDWG			
<b>PHYSICAL</b>							
00041220	pH	pH units	0.1	6.5-8.5	7.8	7.9	7.9
00021300	Color True	Col.Unit	5	15	< 5	< 5	5
00111160	Specific Conductance	uS/cm	1	---	820	877	1010
SCCASCALC	Computed Conductance	uS/cm		---	1010	1040	1180
CCPDCALC	Conductance % Diff.	%		---	21.0	17.4	15.3
007H1035	Residue Filterable 1.0u (TDS)	mg/L	10	500	498	530	602
CTDSCALC	Computed TDS	mg/L		---	505	519	589
TDSRCALC	TDS % Diff.	%		---	1.5	-2.1	-2.2
00151140	Turbidity	NTU	0.10	1.0	0.88	0.78	0.75
0107CALC	Hardness Total -T	mg/L		500	465	479	484
<b>GENERAL INORGANICS</b>							
01011211	Alkalinity Phen. 8.3 as CaCO3	mg/L	1	---	< 1	< 1	< 1
01021210	Alkalinity Total as CaCO3	mg/L	1	---	385	408	588
CO3-CALC	Carbonate as CO3 =	mg/L		---	< 0.5	< 0.5	< 0.5
HCO3CALC	Bicarbonate as HCO3-	mg/L		---	469	497	717
OH--CALC	Hydroxide as OH-	mg/L		---	< 0.5	< 0.5	< 0.5
<b>ANIONS</b>							
11041334	Chloride Dissolved	mg/L	1.0	< 250	1.5	1.2	2.3
11061341	Fluoride Dissolved	mg/L	0.10	1.5	0.25	0.19	0.25
IonBCALC	Ion Balance	%		---	3.6	2.6	1.6
AnnsCALC	Total Anions	meq/L		---	9.89	10.36	12.42
CnsCALC	Total Cations	meq/L		---	10.62	10.92	12.82
LangCALC	Langelier Index	pH units		---	0.7	0.7	0.6
pHSACALC	Saturation pH	pH units		---	7.1	7.2	7.3
<b>NITROGEN</b>							
1110CALC	Nitrate Nitrogen Dissolved (N)	mg/L		10.0	0.44	0.67	0.05
11091350	Nitrate+Nitrite (N)	mg/L	0.02	10.0	0.44	0.67	0.05
11111354	Nitrite Nitrogen (N)	mg/L	0.005	1.0	< 0.005	< 0.005	< 0.005

Matrix :	Water	Water	Water
Sampled on:	01/08/21 11:15	01/08/21 10:00	01/08/21 01:30

004380