

RADIO-CANADA / CBC OTTAWA

Report of a study among the population of the
City of Gatineau



Title:

**Ethnic and linguistic changes and
the integration of immigrants and Anglophones in the City of Gatineau**

March 10th, 2010





TABLE OF CONTENTS

1. OBJECTIVE OF THE STUDY	3
2. METHODOLOGY	4
2.1 DISTRIBUTION OF RESPONDENTS BY SECTOR OF THE CITY	4
2.2 DISTRIBUTION OF RESPONDENTS BY LINGUISTIC GROUP.....	5
3. ETHNIC COMPOSITION OF THE POPULATION	6
3.1. CHANGES IN THE ETHNIC COMPOSITION OF YOUR SECTOR.....	6
3.2. PERCEPTION TOWARDS ETHNIC CHANGES.....	7
3.3. REASONS FOR THE PERCEPTIONS TOWARDS ETHNIC CHANGES	8
4. LINGUISTIC COMPOSITION OF THE POPULATION	10
4.1. CHANGES IN THE LINGUISTIC COMPOSITION OF YOUR SECTOR.....	10
4.2. PERCEPTION TOWARDS LINGUISTIC CHANGES.....	11
4.3. REASONS FOR THE PERCEPTIONS TOWARDS LINGUISTIC CHANGES.....	12
5. THE EFFORTS TO ENCOURAGE THE INTEGRATION OF CULTURAL COMMUNITIES.....	14
5.1. ADEQUACY OF THE EFFORTS TO PROMOTE THE INTEGRATION OF IMMIGRANTS.....	14
6. THE EFFORTS TO ENCOURAGE THE INTEGRATION OF THE ANGLOPHONE COMMUNITY	15
6.1. ADEQUACY OF THE EFFORTS TO PROMOTE THE INTEGRATION OF ANGLOPHONES.....	15






1. OBJECTIVE OF THE STUDY

The objective of this study was to establish if the population of the City of Gatineau had noted, in the last few years, changes in the ethnic and linguistic composition of their sector, the significance of those changes, their perceptions towards them and towards the efforts made by different authorities to encourage the integration of cultural communities and Anglophones into the French majority of the City.





2. MÉTHODOLOGIE

The study was completed between March 1st and 8th, 2010, via phone interviews conducted from Segma Recherche's call center (Unimarketing) in Saguenay. The sample was randomly drawn from the telephone exchanges of the City of Gatineau and respondents were selected at random among people 18 and older within the households contacted.

In all, 1221 interviews were completed among residents of the City of Gatineau. The aggregate data were weighted (based on the 2006 census) by sex, age and sector of residence in order to match the general profile of the population of the City of Gatineau. A group comprised of self-identified Anglophones and Allophones (as defined by mother tongue) is shown, in addition to the majority francophone group.


The overall results have a margin of sampling error of $\pm 2.8\%$, at a confidence interval of 95%. The margin of error increases among subgroups of the total sample. Note that, in the report, percentage results may not total 100% due to rounding.

2.1 Distribution of respondents by sector of the city

Survey sample by sector of the City of Gatineau

Population	Respondents	Margin of error
Total	1221	$\pm 2.8\%$
Gatineau sector	352	$\pm 5.2\%$
Hull sector	356	$\pm 5.2\%$
Aylmer sector	360	$\pm 5.1\%$
Buckingham sector	77	$\pm 11.1\%$
Masson-Angers sector	76	$\pm 11.2\%$





2.2 Distribution of respondents by linguistic group

Survey sample based on linguistic group (mother tongue) in the City of Gatineau

Population	Respondents	Margin of error
Total	1221	± 2.8%
Francophones	975	± 3,1 %
Anglophones	117	± 9,1 %
Francophones and Anglophones	76	± 11,2 %
Other language (Allophones)	53	± 13,5 %


Q. What is the first language that you learn at home as a child and that you still understand?

Survey sample based on language used most often at home in the City of Gatineau

Population	Respondents	Margin of error
Total	1221	± 2.8%
Francophones	973	± 3,1 %
Anglophones	144	± 8,2 %
Francophones and Anglophones	57	± 13,0 %
Other language (Allophones)	47	± 14,2 %

Q. What is the language that you use most often at home?






3. ETHNIC COMPOSITION OF THE POPULATION

3.1. Changes in the ethnic composition of your sector

	City of Gatineau	Sector of the City of Gatineau					Linguistic group			
		Gatineau	Hull	Aylmer	Masson-Angers	Buckingham	Franco	Anglo	Franco and Anglo	Allo
Very significant	8%	8%	7%	9%	4%	4%	7%	5%	17%	21%
Somewhat significant	24%	20%	31%	25%	13%	19%	23%	24%	31%	23%
Significant	32%	28%	38%	34%	17%	23%	30%	29%	48%	44%
Not very significant	43%	44%	39%	41%	57%	44%	44%	44%	31%	32%
Not significant at all	22%	24%	19%	19%	24%	31%	23%	22%	17%	16%
Not significant	65%	68%	58%	60%	81%	75%	67%	66%	48%	48%
DNK/DNA	4%	4%	4%	5%	1%	2%	4%	6%	4%	9%

Q. Over the last decade ("Since your arrival in <Date>" for those who have been here for less than 10 years) has the ethnic composition of your area's population undergone very significant changes, somewhat significant changes, not very significant changes or not significant at all following the arrival of immigrants from cultural communities?

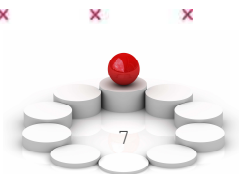





3.2. Perception towards ethnic changes

	City of Gatineau	Sector of the City of Gatineau					Linguistic group			
		Gatineau	Hull	Aylmer	Masson-Angers	Buckingham	Franco	Anglo	Franco and Anglo	Allo
Positive	44%	44%	45%	49%	41%	32%	43%	47%	45%	53%
Neutral	45%	44%	46%	42%	48%	50%	46%	44%	39%	36%
Negative	10%	11%	9%	8%	9%	12%	10%	3%	13%	6%
DNK/DNA	2%	2%	1%	1%	2%	6%	1%	--	3%	5%

Q. Do you consider those changes positive, neutral or negative for your community?






3.3. Reasons for perceptions towards ethnic changes

	City of Gatineau	Sector of the City of Gatineau					Linguistic group			
		Gatineau	Hull	Aylmer	Masson-Angers	Buckingham	Franco	Anglo	Franco and Anglo	Allo
More variety, diversity, enrichment, openness	23%	19%	27%	27%	24%	18%	23%	21%	22%	27%
Population growth, new labour/ economic activity	5%	6%	4%	5%	3%	5%	4%	9%	11%	7%
Integrating well, making efforts	4%	4%	4%	4%	3%	1%	4%	1%	1%	4%
Not integrating well, not making any efforts	4%	4%	5%	2%	3%	2%	4%	4%	4%	--
Higher cost for those receiving social assistance, health, education, etc.	2%	3%	1%	1%	--	3%	2%	2%	6%	--
Higher crime rate	1%	1%	--	0.2%	--	--	0.6%	--	1%	--
Unaffected, no change or no significant impact	25%	23%	25%	26%	32%	23%	25%	26%	22%	18%
Too many immigrants, cultural threat	3%	4%	2%	3%	5%	2%	3%	1%	2%	3%
Brings both positives and negatives	1%	1%	1%	1%	--	3%	1%	1%	2%	2%
Can't explain/Do not know	3%	2%	4%	4%	4%	4%	3%	5%	3%	--
Other	4%	4%	5%	4%	1%	--	3%	4%	7%	13%
Refusal	0.4%	0.4%	0.2%	0.6%	--	3%	0.4%	1%	1%	--

Q. Why are those changes positive, neutral or negative for you?



POSITIVE

Reasons for the perception towards ethnic changes

	City of Gatineau	Sector of the City of Gatineau					Linguistic group			
		Gatineau	Hull	Aylmer	Masson-Angers	Buckingham	Franco	Anglo	Franco and Anglo	Allo
More variety, diversity, enrichment, openness	67%	59%	74%	70%	74%	84%	69%	66%	57%	66%
Population growth, new labor/ economic activity	14%	18%	11%	13%	11%	--	12%	18%	22%	18%

Q. Why are those changes positive for you?

NEUTRAL

Reasons for the perception towards ethnic changes

	City of Gatineau	Sector of the City of Gatineau					Linguistic group			
		Gatineau	Hull	Aylmer	Masson-Angers	Buckingham	Franco	Anglo	Franco and Anglo	Allo
Unaffected, no change or no significant impact	70%	69%	69%	69%	86%	63%	71%	64%	65%	64%

Q. Why are those changes neutral for you?

NEGATIVE


Reasons for the perception towards ethnic changes

	City of Gatineau	Sector of the City of Gatineau					Linguistic group			
		Gatineau	Hull	Aylmer	Masson-Angers	Buckingham	Franco	Anglo	Franco and Anglo	Allo
Not integrating well, not making any efforts	29%	26%	39%	30%	23%	17%	30%	17%	44%	--
Higher cost for those receiving social assistance, health, education, etc.	17%	23%	6%	16%	--	34%	15%	24%	34%	--
Too many immigrants, cultural threat	26%	25%	20%	28%	77%	21%	29%	11%	16%	18%

Q. Why are those changes negative for you?

x x x x x





4. LINGUISTIC COMPOSITION OF THE POPULATION

4.1. Changes in the linguistic composition of your sector

	City of Gatineau	Sector of the City of Gatineau					Linguistic group			
		Gatineau	Hull	Aylmer	Masson-Angers	Buckingham	Franco	Anglo	Franco and Anglo	Allo
Very significant	6%	7%	6%	8%	2%	4%	7%	4%	6%	9%
Somewhat significant	19%	17%	22%	22%	10%	18%	18%	27%	23%	25%
Significant	25%	24%	28%	30%	12%	22%	25%	31%	29%	34%
Not very significant	40%	41%	40%	43%	35%	29%	41%	35%	44%	21%
Not significant at all	32%	33%	29%	25%	53%	45%	32%	31%	23%	36%
Not significant	72%	74%	68,4%	68%	88%	74%	73%	66%	67%	57%
DNK/DNA	3%	3%	4%	2%	--	4%	3%	3%	4%	9%


Q. In the last decade ("Since your arrival in <Date>" for those who have been here for less than 10 years) has the linguistic composition of your area's population undergone very significant changes, somewhat significant changes, not very significant changes or not significant at all following the arrival of Anglophones (English-speaking people)?



4.2. Perception towards linguistic changes

	City of Gatineau	Sector of the City of Gatineau					Linguistic group			
		Gatineau	Hull	Aylmer	Masson-Angers	Buckingham	Franco	Anglo	Franco and Anglo	Allo
Positive	31%	32%	28%	27%	40%	38%	26%	48%	44%	58%
Neutral	45%	43%	45%	48%	41%	52%	46%	41%	41%	25%
Negative	24%	24%	26%	24%	17%	4%	26%	9%	15%	16%
DNK/DNA	1%	0,3%	1%	1%	3%	5%	1%	16%	--	2%


Q. Do you consider those changes positive, neutral or negative for your community?



4.3. Reasons for the perception towards linguistic changes

	City of Gatineau	Sector of the City of Gatineau					Linguistic group			
		Gatineau	Hull	Aylmer	Masson-Angers	Buckingham	Franco	Anglo	Franco and Anglo	Allo
Threatens the French language, assimilation	13%	13%	15%	12%	7%	3%	14%	0,3%	8%	9%
Bilingualism is negative	3%	3%	3%	4%	1%	1%	3%	2%	7%	3%
Speaking two languages, bilingualism is beneficial	11%	13%	7%	13%	13%	4%	9%	24%	19%	12%
More variety, diversity, enrichment, openness	7%	5%	10%	6%	5%	13%	7%	6%	8%	14%
Integrating well, making efforts	2%	2%	1%	2%	--	1%	1%	2%	3%	4%
Not integrating well, not making any efforts	3%	2%	4%	4%	--	1%	3%	1%	2%	1%
Unaffected, no change or no significant impact	20%	16%	23%	26%	13%	25%	21%	17%	18%	9%
Threatens English	1%	--	1%	2%	--	--	1%	3%	--	--
Brings positives and negatives	0.3%	0.6%	--	--	--	--	0.3%	--	--	--
Can't explain/Do not know	3%	4%	3%	2%	3%	2%	3%	6%	3%	5%
Other	4%	5%	2%	2%	4%	1%	4%	5%	5%	2%
Refusal	1%	1%	0.2%	2%	4%	2%	1%	1%	2%	--

Q. Why are those changes positive, neutral or negative for you?



POSITIVE

Reasons for the perception towards linguistic changes

	City of Gatineau	Sector of the City of Gatineau					Linguistic group			
		Gatineau	Hull	Aylmer	Masson-Angers	Buckingham	Franco	Anglo	Franco and Anglo	Allo
Speaking two languages, bilingualism is beneficial	38%	45%	27%	41%	47%	19%	34%	56%	48%	31%
More variety, diversity, enrichment, openness	34%	24%	50%	30%	27%	60%	37%	19%	25%	44%

Q. Why are those changes positive for you?

NEUTRAL

Reasons for the perception towards linguistic changes

	City of Gatineau	Sector of the City of Gatineau					Linguistic group			
		Gatineau	Hull	Aylmer	Masson-Angers	Buckingham	Franco	Anglo	Franco and Anglo	Allo
Unaffected, no change or no significant impact	63%	53%	68%	71%	67%	76%	65%	55%	46%	53%

Q. Why are those changes neutral for you?

NEGATIVE

Reasons for the perception towards linguistic changes

	City of Gatineau	Sector of the City of Gatineau					Linguistic group			
		Gatineau	Hull	Aylmer	Masson-Angers	Buckingham	Franco	Anglo	Franco and Anglo	Allo
Threatens the French language, assimilation	60%	62%	57%	60%	67%	52%	63%	--	30%	78%
Not integrating well, not making any efforts	14%	11%	18%	17%	--	--	15%	12%	10%	--

Q. Why are those changes negative for you?



5. THE EFFORTS TO ENCOURAGE THE INTEGRATION OF THE CULTURAL COMMUNITIES

5.1. Adequacy of the efforts to promote the integration of immigrants

		City of Gatineau	Sector of the City of Gatineau					Linguistic group			
			Gatineau	Hull	Aylmer	Masson-Angers	Buckingham	Franco	Anglo	Franco and Anglo	Allo
The City of Gatineau	Sufficient	66%	67%	67%	59%	74%	72%	67%	51%	57%	66%
	Insufficient	17%	16%	15%	24%	19%	13%	16%	28%	13%	23%
The population of Gatineau	Sufficient	73%	73%	72%	70%	79%	80%	74%	60%	70%	67%
	Insufficient	21%	22%	20%	21%	19%	13%	19%	38%	29%	26%
The school system	Sufficient	70%	72%	68%	65%	78%	74%	72%	55%	70%	69%
	Insufficient	15%	14%	15%	16%	15%	13%	14%	24%	17%	17%
Employers in the public sector	Sufficient	76%	77%	75%	74%	84%	80%	79%	58%	75%	71%
	Insufficient	16%	16%	17%	16%	14%	14%	15%	30%	16%	25%
Employers in the private sector	Sufficient	61%	63%	58%	60%	65%	63%	61%	55%	69%	65%
	Insufficient	25%	24%	27%	26%	24%	28%	25%	36%	18%	26%

Q. In your opinion, are the efforts made by _____ to encourage the integration of immigrants from cultural communities in Gatineau...



6. THE EFFORTS TO ENCOURAGE THE INTEGRATION OF THE ANGLOPHONE COMMUNITY

6.1. Adequacy of the efforts to promote the integration of Anglophones

		City of Gatineau	Sector of the City of Gatineau					Linguistic group			
			Gatineau	Hull	Aylmer	Masson-Angers	Buckingham	Franco	Anglo	Franco and Anglo	Allo
The City of Gatineau	Sufficient	75%	74%	76%	68%	82%	91%	79%	46%	66%	62%
	Insufficient	19%	21%	15%	25%	19%	7%	15%	50%	29%	24%
The population of Gatineau	Sufficient	79%	78%	78%	77%	82%	89%	83%	58%	64%	54%
	Insufficient	18%	19%	16%	20%	18%	11%	14%	38%	32%	36%

Q. In your opinion, are the efforts made by _____ to encourage the integration of Anglophones in Gatineau...