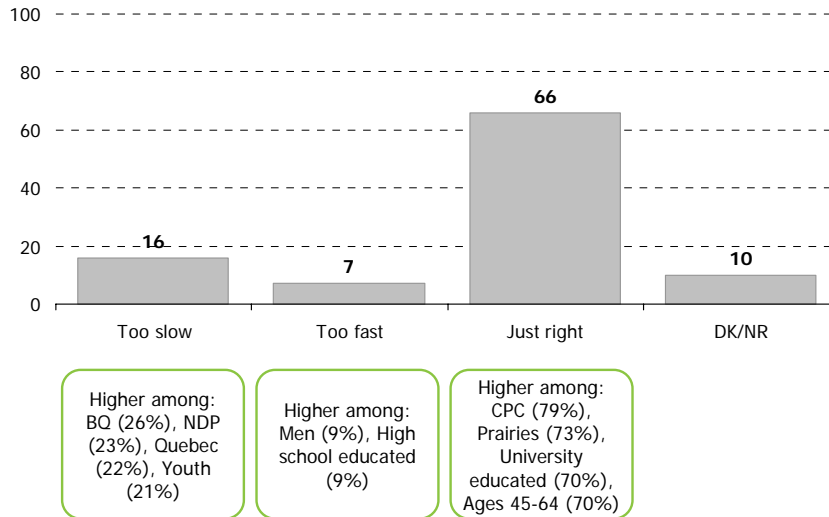


Top Line Results:

Government response to Haiti disaster

Q. As you may have heard, Haiti has recently suffered from a devastating earthquake. From what you know, do you believe that the government of Canada's response to this disaster has been too slow, too fast, or just right?

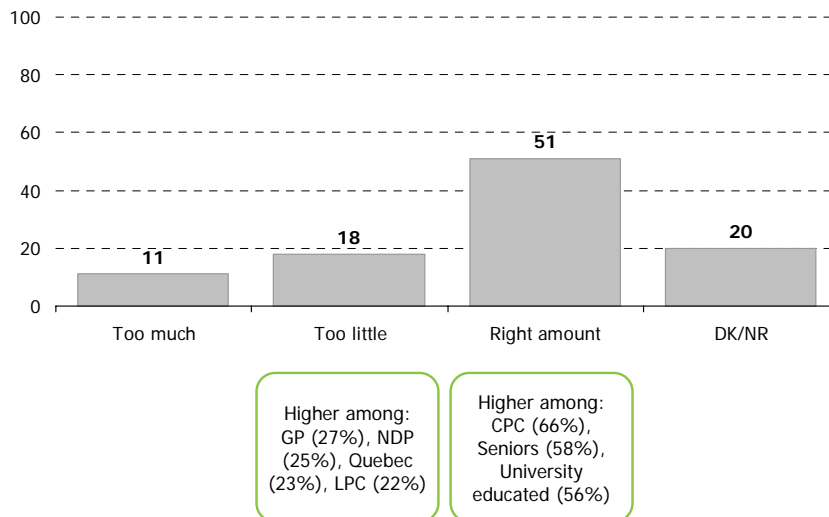


Copyright 2010. No reproduction without permission

BASE: Canadians; Jan. 20-26 (n=3206)

Government contributions to Haiti relief

Q. From what you know, do you believe that the government of Canada has contributed too much, too little, or just the right amount of resources towards Haitian relief and reconstruction efforts?

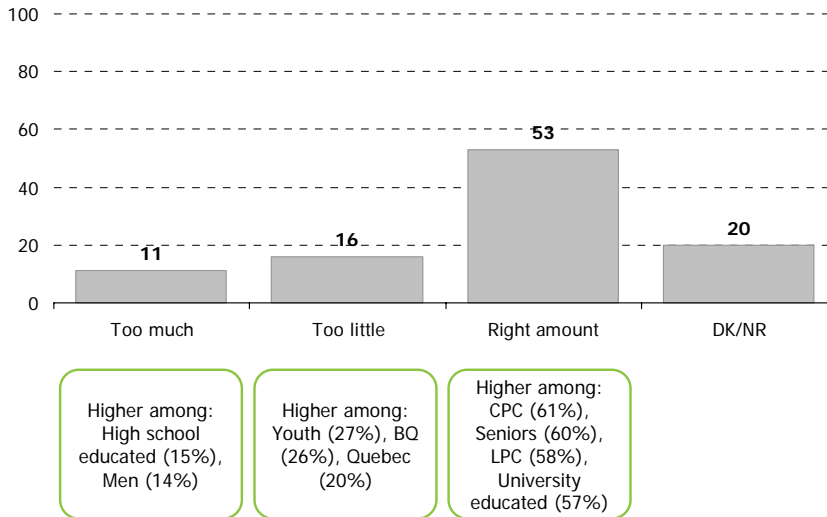


Copyright 2010. No reproduction without permission

BASE: Canadians; Jan. 20-26 (n=half sample)

Canadian people's contributions to Haiti relief

Q. From what you know, do you believe that the people of Canada have contributed too much, too little, or just the right amount of resources towards Haitian relief and reconstruction efforts?

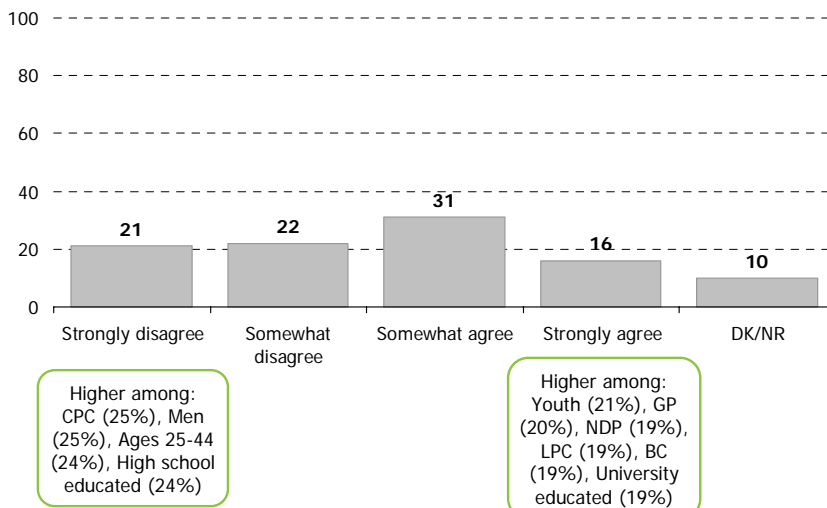


Copyright 2010. No reproduction without permission

BASE: Canadians; Jan. 20-26 (n=half sample)

Views on fast-tracking Haitian immigration

Q. Do you agree or disagree with the following statement: the government of Canada should temporarily loosen its rules to allow more Haitians to permanently settle here?

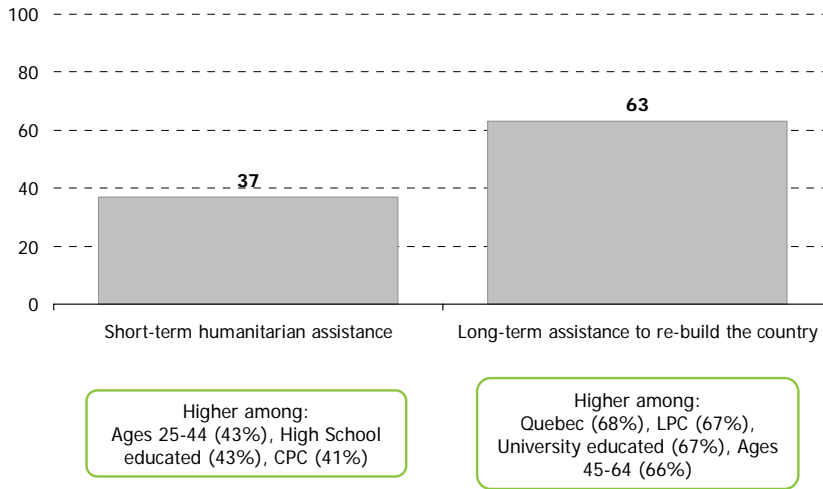


Copyright 2010. No reproduction without permission

BASE: Canadians; Jan. 20-26 (n=3206)

Preferred focus of Canadian assistance in Haiti

Q. In your view, what should be the main area of Canadian assistance in Haiti in the aftermath of the earthquake?



METHODOLOGY:

EKOS' weekly tracking polls are conducted using Interactive Voice Recognition (IVR) technology, which allows respondents to enter their preferences by punching the keypad on their phone, rather than telling them to an operator.

In an effort to reduce the coverage bias of landline only RDD, we created a dual land-line/cell phone RDD sampling frame for this research. As a result, we are able to reach those with both a landline and cell phone, as well as cell phone only households and landline only households. This dual frame yields a near perfect unweighted distribution on age group and gender, something almost never seen with traditional landline RDD sample or interviewer-administered surveys.

The field dates for this survey are January 20 – 26, 2010.¹ In total, a random sample of 3,206 Canadians aged 18 and over responded to the survey. The margin of error associated with the total sample is +/-1.7 percentage points, 19 times out of 20.

Please note that the margin of error increases when the results are sub-divided (i.e., error margins for sub-groups such as region, sex, age, education). All the data have been statistically weighted to ensure the samples composition reflects that of the actual population of Canada according to Census data.

¹ Please note that these dates are not inclusive of the weekends, as we do not survey on Saturday or Sunday.