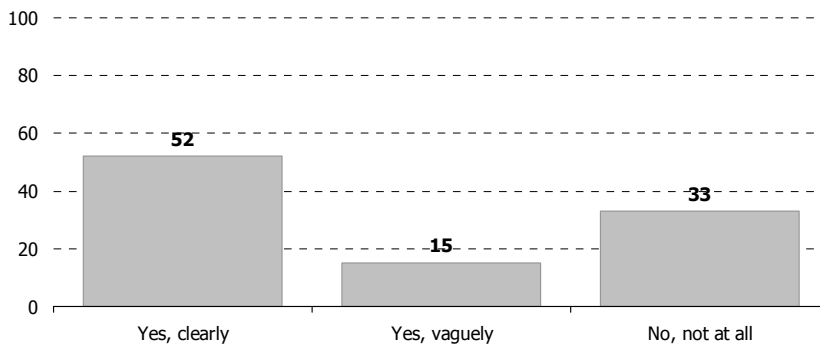


Top Line Results:

Awareness of the decision to prorogue Parliament

Q. Are you aware that Stephen Harper has decided to prorogue – that is, suspend – Parliament until early March?

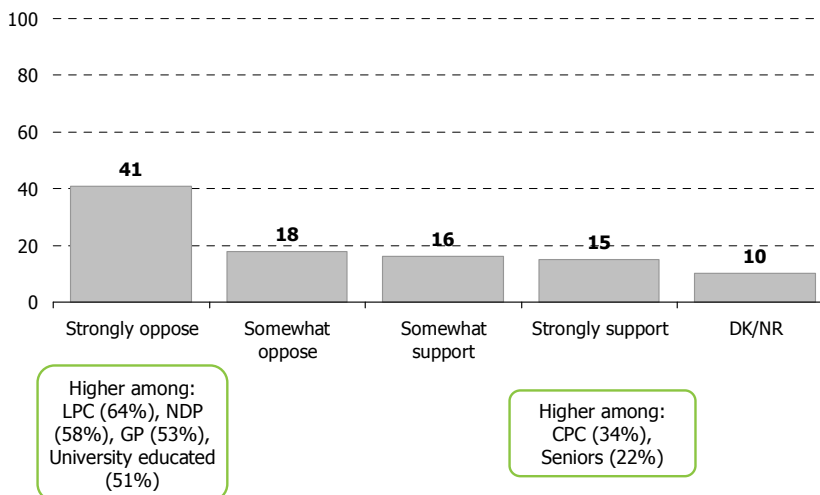


Copyright 2010. No reproduction without permission

BASE: Canadians; Jan. 5-6 (n=1114)

Support for proroguing Parliament

Q. [If aware of Stephen Harper's decision to prorogue Parliament] Do you support or oppose Stephen Harper's decision to prorogue Parliament until early March?

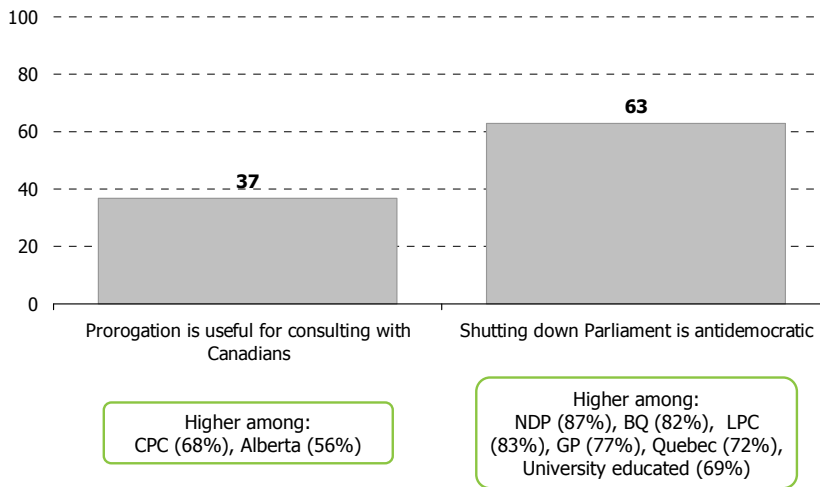


Copyright 2010. No reproduction without permission

BASE: Those who are aware of Stephen Harper's decision to prorogue Parliament; Jan. 5-6 (n=775)

Direct consultation versus Parliament as best method for dealing with national business

Q. Some people say that by shutting down Parliament, Stephen Harper can consult directly with Canadians in preparation for the next federal budget. Others say that the elected house of Parliament is the proper place to conduct the business of the nation and that suspending Parliament is antidemocratic. Which of these statements comes closest to your own point of view?



Copyright 2010. No reproduction without permission

BASE: Those who are aware of Stephen Harper's decision to prorogue Parliament; Jan. 5-6 (n=876)

METHODOLOGY:

EKOS' weekly tracking polls are conducted using Interactive Voice Recognition (IVR) technology, which allows respondents to enter their preferences by punching the keypad on their phone, rather than telling them to an operator.

In an effort to reduce the coverage bias of landline only RDD, we created a dual land-line/cell phone RDD sampling frame for this research. As a result, we are able to reach those with both a landline and cell phone, as well as cell phone only households and landline only households. This dual frame yields a near perfect unweighted distribution on age group and gender, something almost never seen with traditional landline RDD sample or interviewer-administered surveys.

The field dates for this survey are January 5 – January 6, 2010. In total, a random sample of 1114 Canadians aged 18 and over responded to the survey. The margin of error associated with the total sample is +/-2.9 percentage points, 19 times out of 20.

Please note that the margin of error increases when the results are sub-divided (i.e., error margins for sub-groups such as region, sex, age, education). All the data have been statistically weighted to ensure the samples composition reflects that of the actual population of Canada according to Census data.