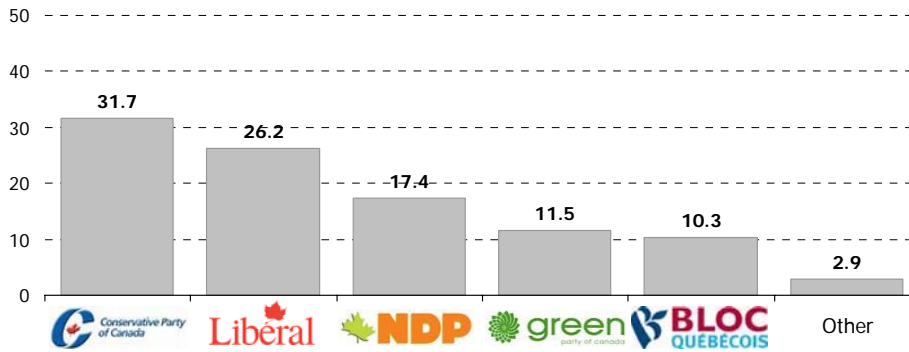


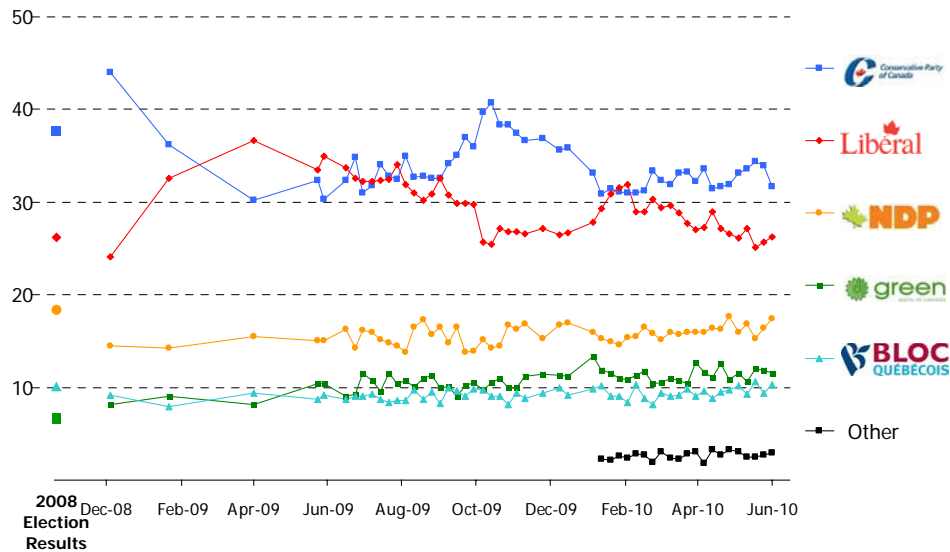
Top Line Results:

Federal vote intention

Q. If a federal election were held tomorrow, which party would you vote for?



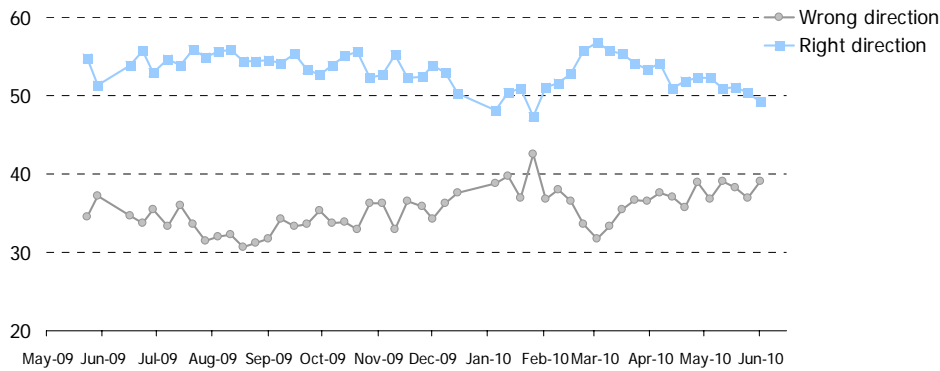
Weekly tracking of federal vote intention



Note: The data on federal vote intention are based on decided voters only. Our survey also finds that 14.5% of Canadians are undecided/ineligible to vote.

Direction of country

Q. All things considered, would you say the country is moving in the right direction or the wrong direction?

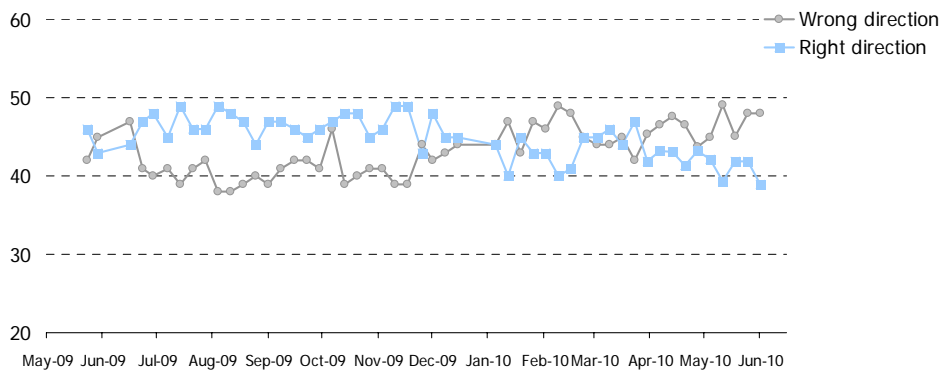


Copyright 2010. No reproduction without permission

BASE: Canadians; most recent data point May 26 – June 1 (n=half sample)

Direction of government

Q. All things considered, would you say the Government of Canada is moving in the right direction or the wrong direction?



Copyright 2010. No reproduction without permission

BASE: Canadians; most recent data point May 26 – June 1 (n=half sample)

Methodology:

EKOS' weekly tracking polls are conducted using Interactive Voice Recognition (IVR) technology, which allows respondents to enter their preferences by punching the keypad on their phone, rather than telling them to an operator.

In an effort to reduce the coverage bias of landline only RDD, we created a dual landline/cell phone RDD sampling frame for this research. As a result, we are able to reach those with both a landline and cell phone, as well as cell phone only households and landline only households. This dual frame yields a near perfect unweighted distribution on age group and gender, something almost never seen with traditional landline RDD sample or interviewer-administered surveys.

The field dates for this survey are May 26 – June 1, 2010.¹ In total, a random sample of 2,827 Canadians aged 18 and over responded to the survey (including a sub-sample of 2,431 decided voters). The margin of error associated with the total sample is +/-1.9 percentage points, 19 times out of 20.

Please note that the margin of error increases when the results are sub-divided (i.e., error margins for sub-groups such as region, sex, age, education). All the data have been statistically weighted to ensure the samples composition reflects that of the actual population of Canada according to Census data.

¹ Please note that these dates are not inclusive of weekends, as we do not survey on Saturday or Sunday.