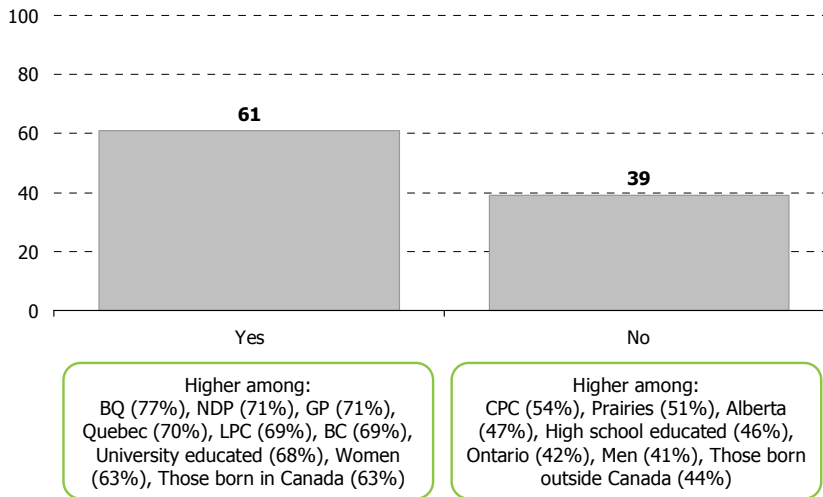


Top Line Results:

Perceived reliability of torture allegations

Q. Do you think that some prisoners that were handed off to Afghan authorities by Canadian Forces were subjected to torture?

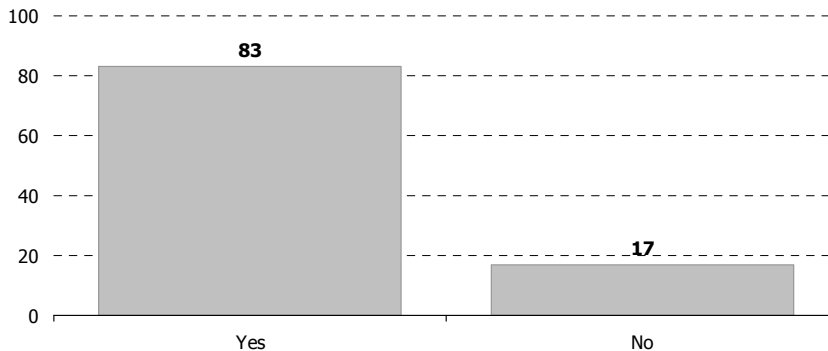


Copyright 2009. No reproduction without permission

BASE: Canadians; Dec. 2-8 (n=2388)

Perceived government awareness of prisoner abuse

Q. [If the respondent believed that Afghan detainees were tortured] Do you think that the government of Canada was aware at the time that there was a strong possibility that some of the prisoners being handed off would be tortured?

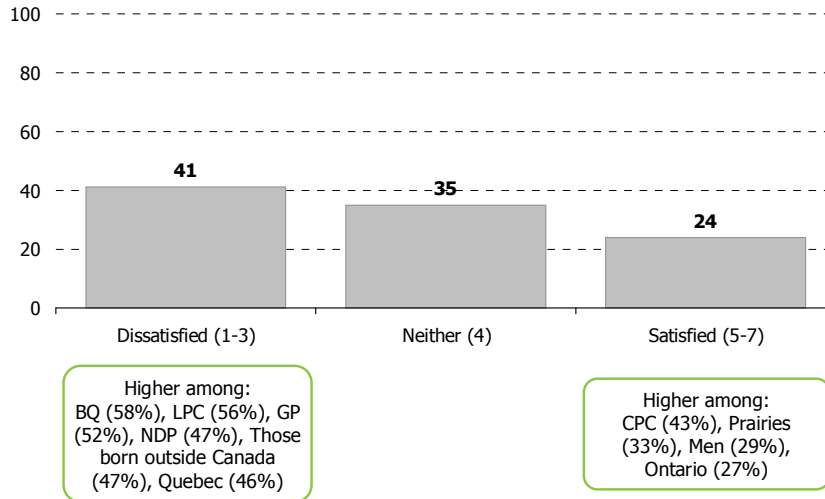


Copyright 2009. No reproduction without permission

BASE: Those who believe Afghan detainees were subjected to torture; Dec. 2-8 (n=1472)

Satisfaction with government handling of torture allegations

Q. To date, how satisfied are you with the federal government's level of transparency and disclosure regarding the alleged torture of prisoners that were handed off to Afghan authorities by Canadian Forces?

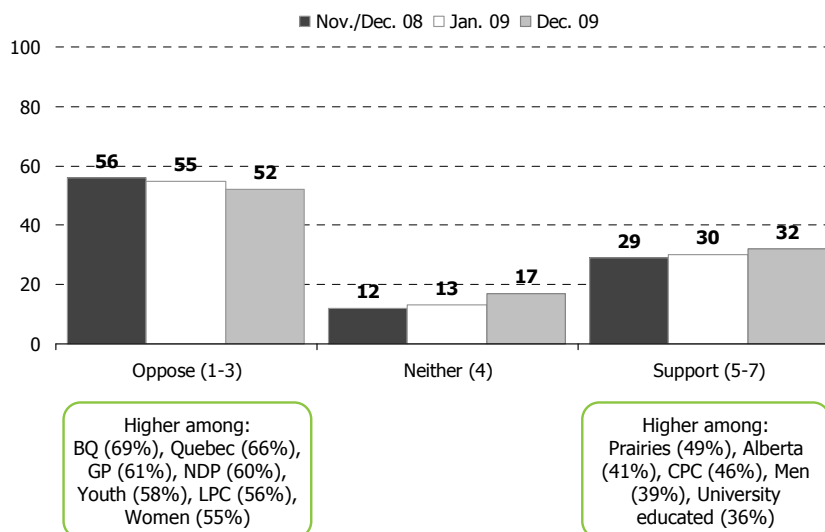


Copyright 2009. No reproduction without permission

BASE: Canadians; Dec. 2-8 (n=2388)

Support for extending mission in Afghanistan

Q. Canada's military mission in Afghanistan is scheduled to last until July 2011. The U.S. President, Barack Obama, has talked about refocusing American military efforts to Afghanistan. If the Americans request our help, would you support or oppose Canada extending its mission in Afghanistan?



Copyright 2009. No reproduction without permission

BASE: Canadians; Most recent data point, Dec. 2-8 (n=2388)

METHODOLOGY:

EKOS' weekly tracking polls are conducted using Interactive Voice Recognition (IVR) technology, which allows respondents to enter their preferences by punching the keypad on their phone, rather than telling them to an operator.

In an effort to reduce the coverage bias of landline only RDD, we created a dual land-line/cell phone RDD sampling frame for this research. As a result, we are able to reach those with both a landline and cell phone, as well as cell phone only households and landline only households. This dual frame yields a near perfect unweighted distribution on age group and gender, something almost never seen with traditional landline RDD sample or interviewer-administered surveys.

The field dates for this survey are December 2 - 8, 2009.¹ In total, a random sample of 2,388 Canadians aged 18 and over responded to the survey. The margin of error associated with the total sample is +/-2.0 percentage points, 19 times out of 20.

Please note that the margin of error increases when the results are sub-divided (i.e., error margins for sub-groups such as region, sex, age, education). All the data have been statistically weighted to ensure the samples composition reflects that of the actual population of Canada according to Census data.

¹ Please note that these dates are not inclusive of the weekends, as we do not survey on Saturday or Sunday.